

## ES33 SERIES - 1/3 HP

### APPLICATIONS

Basement sumps, dewatering, water transfer, light effluent

### FEATURES

- Permanent split capacitor (PSC) motor with thermal overload protection
- Designed for continuous duty
- 1-1/2" FNPT discharge (38 mm)
- Handles up to 3/8" (9.5 mm) solids
- Multiple switch options for automatic operation
- cCSAus listed



### SERIES SPECIFICATIONS


Volts	Hz	Amps		Watts	Performance (GPM @ Height in Feet)			Shut-Off (ft)	PSI
		FLA	Start		5'	10'	15'		
115	60	5.0	12	475	52	40	28	20	8.6

Item No.	Model	Volts	Switch Type/ Operation	On Level	Off Level	Cord	Weight
506420	ES33D1-10	115	Piggyback Vertical Diaphragm	10" - 11.25" 25.4 cm - 28.6 cm	4.25" - 5.25" 10.8 cm - 13.3 cm	10' 3 m	30 lbs 13.61 Kg
506422	ES33V1-10	115	Piggyback Vertical Mechanical	6.75" 17.1 cm	2.5" 6.4 cm	10' 3 m	30 lbs 13.61 Kg
506424	ES33W1-10	115	Piggyback Mechanical Float	12.25" 31.12 cm	4.75" 12.01 cm	10' 3 m	30 lbs 13.61 Kg

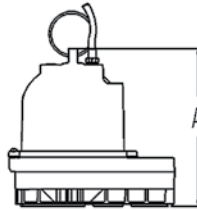
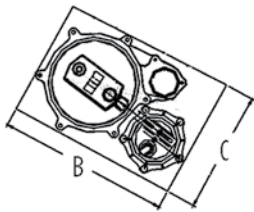
# SUMP PUMPS

## ES33 SERIES - 1/3 HP

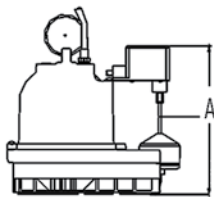
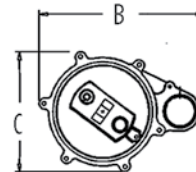
### ENGINEERING DATA



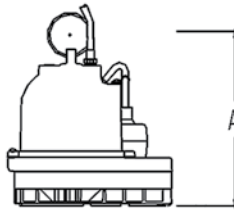
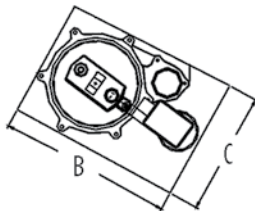
ES33D1



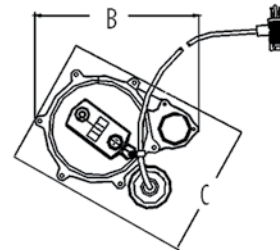
ES33M1



ES33V1

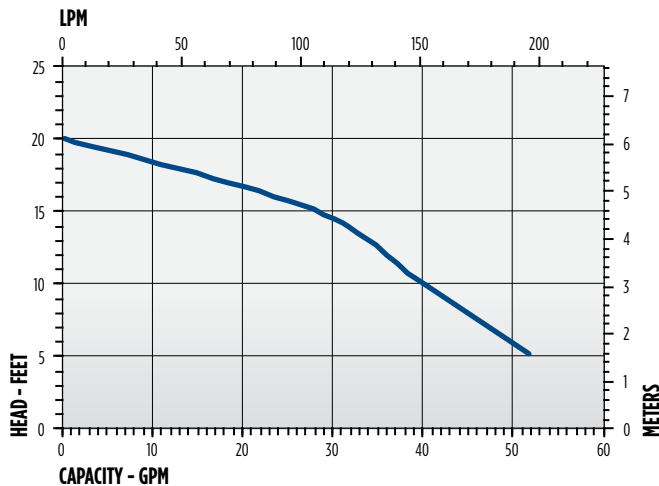


ES33W1



Model	A	B	C
ES33D1	9.5" 24.13 cm	11.25" 28.57 cm	9.75" 24.77 cm
ES33M1	9.5" 24.13 cm	10" 25.4 cm	8" 20.32 cm
ES33W1	10.5" 26.67 cm	11.25" 28.57 cm	10" 25.4 cm
ES33V1	9.5" 24.13 cm	10" 25.4 cm	8" 20.32 cm

### PERFORMANCE DATA



### CONSTRUCTION

<b>Motor Housing</b>	Epoxy-coated cast iron
<b>Impeller Material</b>	Engineered composite
<b>Impeller Type</b>	Recessed, Vortex
<b>Volute</b>	Glass-filled polypropylene
<b>Motor Shaft</b>	Cold-rolled steel (not exposed)
<b>Mechanical Shaft Seal</b>	Nitrile with carbon and ceramic faces
<b>Fasteners</b>	Stainless steel
<b>Bearings</b>	Upper: Sintered iron/copper, flanged sleeve Lower: Ball bearing
<b>Power Cord</b>	16/3 SJTW-A