



# Series SP50

1/2" Spherical Solids Handling  
Manual & Automatic, Submersible Sump /Effluent

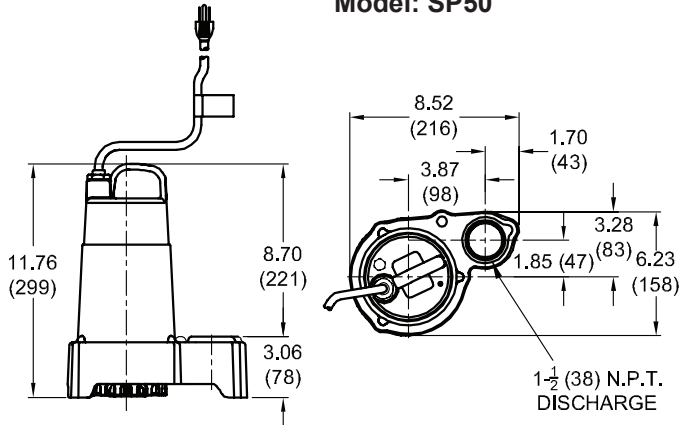
# BARNES®

www.cranepumps.com

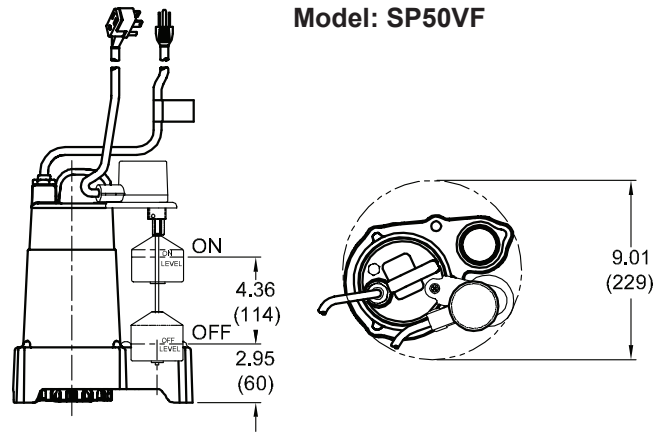
## Sump & Utility Pumps

inches  
(mm)

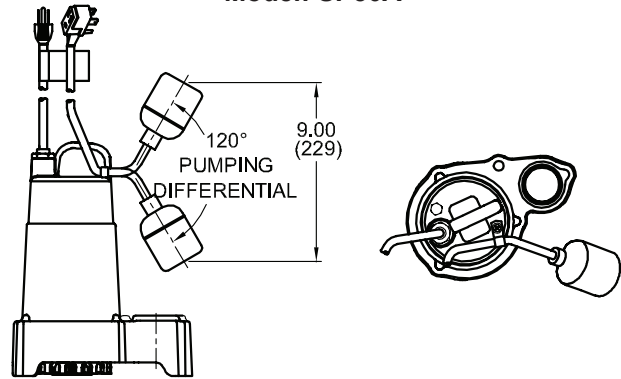
Model: SP50



Model: SP50VF



Model: SP50A



MODEL NO	PART NO	HP	VOLT/PH	Hz	RPM (Nom)	NEMA START CODE	FULL LOAD AMPS	CORD LENGTH	CORD SIZE	CORD TYPE
SP50X	112875	1/2	120/1	60	3450	A	6.8	20 ft. (6m)	18/3	SJTOW / SJTW
SP50AX	112877	1/2	120/1	60	3450	A	6.8	20 ft. (6m)	18/3	SJTOW / SJTW
SP50VFX	112879	1/2	120/1	60	3450	A	6.8	20 ft. (6m)	18/3	SJTOW / SJTW

### IMPORTANT !

- 1.) PUMP MAY BE OPERATED "DRY" FOR EXTENDED PERIODS WITHOUT DAMAGE TO MOTOR AND/OR SEALS.
- 2.) INSTALLATIONS SUCH AS DECORATIVE FOUNTAINS OR WATER FEATURES PROVIDED FOR VISUAL ENJOYMENT MUST BE INSTALLED IN ACCORDANCE WITH THE NATIONAL ELECTRIC CODE ANSI/NFPA 70 AND/OR THE AUTHORITY HAVING JURISDICTION. THIS PUMP IS NOT INTENDED FOR USE IN SWIMMING POOLS, RECREATIONAL WATER PARKS, OR INSTALLATIONS IN WHICH HUMAN CONTACT WITH PUMPED MEDIA IS A COMMON OCCURRENCE.

SECTION 1A  
PAGE 10  
DATE 1/13

**CRANE**

A Crane Co. Company

PUMPS & SYSTEMS

USA: (937) 778-8947 • Canada: (905) 457-6223 • International: (937) 615-3598